



WAUKEGAN NATIONAL AIRPORT

# Ground Vehicle Operations Training Manual

GVOTM



## **WAUKEGAN NATIONAL AIRPORT**

### **GROUND VEHICLE OPERATIONS TRAINING MANUAL (GVOTM)**

---

#### **TABLE OF CONTENTS**

Section 1 – Airport Driving Rules and Regulations.....	Page 2
Section 2 – Driving on the Non-Movement Areas.....	Page 7
Section 3 – Driving on the Movement Areas.....	Page 8
Section 4 – Communications.....	Page 10
Section 5 – Emergency Response/Mutual Aid.....	Page 14
Section 6 – Snow Removal Operations.....	Page 14
Section 7 – Contractors.....	Page 14
Section 8 – Airside Tenant’s Responsibilities.....	Page 14
Airport Operations Map, Traffic Pattern.....	Page 15
Airport Diagram.....	Page 16
Ground Vehicle Operations Program Training Record.....	Page 17
Exam.....	Page 18



## WAUKEGAN NATIONAL AIRPORT

### GROUND VEHICLE OPERATIONS TRAINING MANUAL (GVOTM)

---

#### Section 1. Airport Driving Rules and Regulations

**1.1. Authority for Implementation of Rules and Regulations.** The Waukegan National Airport operates under the authority of the Waukegan Port Authority, has granted the Airport Manager the authority to make bylaws for the management and supervision of its airport affairs.

**1.2. Applicability.** This regulation applies to all users of, and persons on any portion of, the property owned or controlled by Waukegan National Airport. No persons are exempt from airport operating training requirements for operating a vehicle on the airside of an airport. Tenant organizations shall be responsible for the dissemination of, accessibility to, and compliance with these rules and regulations by their employees.

These Rules and Regulations may be amended, changed, or modified by Waukegan National Airport, as necessary.

Construction vehicles shall operate as prescribed in this manual, except as modified by a FAA-approved, job specific Construction Safety and Phasing Plan (CSPP).

**1.3. Definitions.** The following terms are defined as indicated in this section for the purpose of this Ground Vehicle Operation Training Manual.

- 1.3.1. Accident**—a collision between one aircraft or vehicle and another aircraft, vehicle, person, or object that results in property damage, personal injury, or death.
- 1.3.2. Air Carrier Ramp**—a ramp for air carriers. Only authorized personnel and vehicles may operate on this ramp. Private vehicles and aircraft are prohibited from operating on it.
- 1.3.3. Airside**—those areas of an airport that support aircraft activities.
- 1.3.4. Airport Traffic Control Tower (ATCT)**—a service operated by an appropriate authority to promote the safe, orderly, and expeditious flow of air traffic.
- 1.3.5. Aircraft**—a device that is used or intended to be used for flight in the air.
- 1.3.6. Airport**—Airport Facility, owned and operated by Waukegan National Airport, including all improvements and equipment existing or to be developed.
- 1.3.7. Apron or Ramp**—a defined area on an airport or heliport intended to accommodate aircraft for the purposes of parking, loading and unloading passengers or cargo, refueling, or maintenance.
- 1.3.8. Common Traffic Advisory Frequency (CTAF)**—radio frequency designed for the purpose of carrying out airport advisory practices while operating to or from an airport without an operating ATCT or when the tower is closed. The CTAF may be a UNICOM, MULTICOM, FSS, or tower frequency and is identified in appropriate aeronautical publications. (See below for definitions of UNICOM, MULTICOM, and FSS.)
- 1.3.9. Fixed-Based Operator (FBO)**—a person, firm, or organization engaged in a business that provides a range of basic services to general aviation. Services may include the sale and dispensing of fuel, line services, aircraft parking and tie-down, pilot and passenger facilities, airframe and power plant maintenance, aircraft sales and rental, and pilot instruction.
- 1.3.10. Flight Service Station (FSS)**—air traffic facilities that provide pilot briefings, in route communications, and visual flight rules search and rescue services; assist lost aircraft and aircraft in emergency situations; relay air traffic control clearances; originate Notices to Airmen; broadcast aviation weather and National Airspace System information; receive and process instrument flight rules flight plans; and monitor NAVAIDS. In addition, at selected locations, FSSs provide In Route Flight Advisory Service (Flight Watch), take weather observations, issue airport advisories, and advise Customs and Immigration of Trans border flights.



## WAUKEGAN NATIONAL AIRPORT

### GROUND VEHICLE OPERATIONS TRAINING MANUAL (GVOTM)

---

- 1.3.11. Foreign Object Debris (FOD)**—debris that can cause damage to aircraft engines, tires, or skin from rocks, trash, or the actual debris found on runways, taxiways, and aprons.
- 1.3.12. General Aviation (GA)**—that portion of civil aviation that encompasses all facets of aviation except air carriers holding a certificate of public convenience and necessity.
- 1.3.13. Ground Vehicle**—all conveyances, except aircraft, used on the ground to transport persons, cargo, fuel, or equipment.
- 1.3.14. ILS Critical Area**—an area provided to protect the signals of the localizer and glideslope.
- 1.3.15. Incursion**—any occurrence at an airport involving an aircraft, vehicle, person, or object on the ground that creates a collision hazard or results in loss separation with an aircraft taking off, intending to take off, landing, or intending to land.
- 1.3.16. Jet Blast**—jet engine exhaust or propeller wash (thrust stream turbulence).
- 1.3.17. Law Enforcement Officer (LEO)**—any person vested with police power of arrest under Federal, state, county, or city authority and identifiable by uniform, badge, and other indication of authority.
- 1.3.18. Light Gun**—a hand-held, directional light-signaling device that emits a bright narrow beam of white, green, or red light, as selected by the tower controller. The color and type of light transmitted can be used to approve or disapprove anticipated pilot or vehicle actions where radio communication is not available. The light gun is used for controlling traffic operating in the vicinity of the airport and on the airport movement area.
- 1.3.19. Mobile Fueler**—a vehicle owned and/or operated by authorized agents to pump and dispense Jet A and 100 LL fuel at Waukegan National Airport. This may include fuel tankers, in-to-plane fueling pumps, and hydrant carts.
- 1.3.20. Movement Area**—the runways, taxiways, and other areas of an airport that aircraft use for taxiing, takeoff, and landing, exclusive of loading ramps and parking areas, and that are under the control of an air traffic control tower.
- 1.3.21. MULTICOM**—a mobile service not open to public correspondence used to provide communications essential to conduct the activities being performed or directed from private aircraft.
- 1.3.22. Non-movement Areas**—taxiways, aprons, and other areas not under the control of air traffic or at airports without an operating airport traffic control tower.
- 1.3.23. Operator**—any person who is in actual physical control of an aircraft or a motor vehicle.
- 1.3.24. Owner**—a person who holds the legal title of an aircraft or a motor vehicle.
- 1.3.25. Restricted Areas**—areas of the airport posted to prohibit or limit entry or access by the general public. All areas other than public areas.
- 1.3.26. Runway**—a defined rectangular area on a land airport prepared for the landing and takeoff run of aircraft along its length.
- 1.3.27. Runway in Use or Active Runway**—any runway or runways currently being used for takeoff or landing. When multiple runways are used, they are all considered active runways.
- 1.3.28. Runway Safety Area**—a defined surface surrounding the runway prepared or suitable for reducing the risk of damage to airplanes in the event of an undershoot, overshoot, or excursion from the runway.
- 1.3.29. Surface Movement Guidance and Control System (SMGCS)**—a system comprising the provisions for guidance to, and control or regulation of all aircraft, ground vehicles, and personnel of the airport during low-visibility operations. Guidance relates to facilities and information necessary for pilots and



## WAUKEGAN NATIONAL AIRPORT

### GROUND VEHICLE OPERATIONS TRAINING MANUAL (GVOTM)

---

ground vehicle operators to find their way about the airport. Control or regulation means the measures necessary to prevent collisions and to ensure that traffic flows smoothly and efficiently.

- 1.3.30. Taxiways**—those parts of the airside designated for the surface maneuvering of aircraft to and from the runways and aircraft parking areas.
- 1.3.31. Tie Down Area**—an area used for securing aircraft to the ground.
- 1.3.32. Uncontrolled Airport**—an airport without an operating airport traffic control tower or when airport traffic control tower is not operating.
- 1.3.33. UNICOM**—a non-Federal communication facility that may provide airport information at certain airports. Locations and frequencies of UNICOMs are shown on aeronautical charts and publications.
- 1.3.34. Vehicle Service Road**—a designated roadway for vehicles in a non-movement area.
- 1.3.35. Very High Frequency Omnidirectional Range (VOR)**—a ground-based electronic navigation aid transmitting very high frequency navigation signals, 360 degrees in azimuth, oriented from magnetic north. Used as the basis for navigation in the National Airspace System.
- 1.3.36. Wake Turbulence**—phenomenon resulting from the passage of an aircraft through the atmosphere. The term includes vortices, thrust stream turbulence, jet blast, jet wash, propeller wash, and rotor wash both on the ground and in the air.

**1. Severability.** If any section, subsection, subdivision, paragraph, sentence, clause, or phrase of these Rules and Regulations or any part thereof is for any reason held to be unconstitutional, invalid, or ineffective by any court of competent jurisdiction or other competent agency, such decision will not affect the validity or effectiveness of the remaining portions of these Rules and Regulations.

**2. Violation of Rules—Penalties and Suspension of Driving Privileges.** Any person who does not comply with any of the provisions of these Rules and Regulations, or any lawful order issued pursuant thereto, will be subject to progressive penalties for repeat violations. These penalties may include denied use of the Airport by (OPERATOR) in addition to the penalties described pursuant to Federal, state, or local authorities.

- 1.5.1.** Penalties for failure to comply with the Airside Vehicular Traffic Regulations shall consist of written warnings, suspension of airside driving privileges, and/or revocation of airside driving privileges. Receipt of two (2) written warnings by an operator of a vehicle in any 12-month period will automatically result in suspension of airside driving privileges. Receipt of three (3) written warnings in any 12-month period will automatically result in revocation of airside driving privileges.
- 1.5.2.** Based on an evaluation of the circumstances or the severity of a particular incident or incidents, the Waukegan National Airport reserves the exclusive right to assess any penalty it deems appropriate at any time to any individual authorized to operate a vehicle on the airside without regard to prior operating history.
- 1.5.3.** Suspension of airside driving privileges shall be no less than 3 calendar days and no greater than 365 calendar days.
- 1.5.4.** The Waukegan National Airport will provide a copy of all written warnings issued to an operator to the local manager of the company owning or in possession and control of the vehicle or vehicles involved in the violation(s).

**1.6.** The Waukegan National Airport may require any individual involved in a runway incursion or other vehicle incident to complete remedial airfield driver training.



## WAUKEGAN NATIONAL AIRPORT

### GROUND VEHICLE OPERATIONS TRAINING MANUAL (GVOTM)

---

#### 1.7 Driver Regulations on the Airside of an Airport.

##### 1.7.1. Vehicle Operator Requirements.

1. All applicants must satisfactorily complete the applicable driver's training class before receiving an airside driver's license.
2. All applicants must pass the written test with a grade of at least 80 percent. Applicants who do not pass the written test may retake the test after additional study and a 1 day period.
3. Applicants for movement area driving privileges shall be required to successfully complete an airside driving test by a designated representative of Waukegan National Airport.
4. No vehicle shall be operated on the airside unless—
  - a. The driver is authorized to operate the class of vehicle by an appropriate state-licensing agency or by the driver's employer through a company training/certification program.
  - b. The driver properly displays an approved, airport-issued ID card with the Authorized Driver designation (*if applicable*).
5. No person operating or driving a vehicle on any aircraft ramp shall exceed a speed greater than 15 miles per hour. Factors including, but not limited to, weather and visibility shall be taken into consideration when determining safe operating speed.
6. No vehicle shall pass another ground vehicle in a designated vehicle roadway.
7. No vehicle shall pass between an aircraft and passenger terminal or passenger lane when the aircraft is parked at a gate position except those vehicles servicing the aircraft. All other vehicles must drive to the rear of the aircraft and shall pass no closer than 10 feet from any wing or tail section.
8. Moving aircraft and passengers enplaning or deplaning aircraft shall have the right-of-way at all times over vehicular traffic. Vehicle drivers must yield the right-of-way.
9. No vehicle operator shall enter the airside unless authorized by Waukegan National Airport or unless the vehicle is properly escorted.
10. No vehicle operator shall enter the movement area—
  - a. Without first obtaining permission of the Waukegan National Airport and clearance from the ATCT to enter the movement area;
  - b. Unless equipped with an operable two-way radio in communication with the ATCT; or
  - c. Unless escorted by a Waukegan National Airport vehicle and as long as the vehicle remains under the control of the escort vehicle.
11. No person shall operate any motor vehicle that is in such physical or mechanical condition as to endanger persons or property or that the Waukegan National Airport considers an endangerment.
12. No person shall—
  - a. Operate any vehicle that is overloaded or carrying more passengers than for which the vehicle was designed.
  - b. Ride on the running board or stand up in the body of a moving vehicle.
  - c. Ride with arms or legs protruding from the body of a vehicle except when the vehicle was designed for such use.
13. A vehicle guide person is required whenever the vision of the vehicle operator is restricted.



## WAUKEGAN NATIONAL AIRPORT

### GROUND VEHICLE OPERATIONS TRAINING MANUAL (GVOTM)

---

14. No fuel truck shall be brought into, stored, or parked within 50 feet of a building. Fuel trucks must not be parked within 10 feet from other vehicles.
15. Container carriers and tugs shall tow no more carts, pods, or containers than are practical, under control, tracking properly, and safe.
16. When not serving aircraft or undertaking their intended functions, ramp vehicles and equipment shall be parked only in approved areas.
17. Vehicle operators shall not operate or park vehicles under any passenger loading bridge.
18. No person shall park a vehicle in an aircraft parking area, safety area, or gross area or in a manner that obstructs or interferes with operations in the aircraft movement area or apron area.
19. No person shall park, or leave unattended, vehicles or other equipment that interfere with the use of a facility by others or prevent movement or passage of aircraft, emergency vehicles, or other motor vehicles or equipment.
20. No person shall park a vehicle or equipment within 25 feet of a fire hydrant or in a manner that prohibits a vehicle from accessing the fire hydrant.
21. No person shall operate a vehicle or other equipment within the airside under the influence of alcohol or any drug that impairs, or may impair, the operator's abilities.
22. Each vehicle operator using an airport perimeter (security) gate shall ensure the gate closes behind the vehicle prior to leaving the vicinity of the gate. The vehicle operator shall also ensure no unauthorized vehicles or persons gain access to the airside while the gate is open.
23. Vehicle operators shall not operate vehicles in a reckless or careless manner. A reckless or careless manner is one that intentionally or through negligence threatens the life or safety of any person or threatens damage or destruction to property.
24. Vehicles shall not enter the movement area or cross runways unless the operator of the vehicle has received required training and authorization from the Waukegan National Airport to operate on the movement area. Whenever possible, all airport vehicles shall utilize the airport perimeter and service roads to transition between areas on the airport.
25. Each vehicle operator is responsible for the activities of each vehicle passenger on the airside of the airport.

#### 1.7.2. Vehicle Regulations.

1. No vehicle shall be operated on the airside unless it has proper registration in the (STATE) or is a qualified off-road vehicle that is not normally operated on public streets but has received the approval of the Waukegan National Airport.
2. All vehicles operated on the airside must have vehicle liability insurance, as required by the Waukegan National Airport.
3. The Waukegan National Airport must approve tenant vehicles operated on the movement and non-movement areas. These vehicles must display a company sticker or an airport-approved company logo.
4. Carts or pieces of equipment being towed or carried after darkness must have side and rear reflectors or rear lights.
5. No vehicle shall be permitted on the airside unless—
  - a. It is properly marked, as outlined in FAA Advisory Circular 150/5210-5, *Painting, Marking, and Lighting of Vehicles Used on an Airport*.



## WAUKEGAN NATIONAL AIRPORT

### GROUND VEHICLE OPERATIONS TRAINING MANUAL (GVOTM)

---

- b. It is in sound mechanical condition with unobstructed forward and side vision from the driver's seat.
  - c. It has the appropriately rated and inspected fire extinguishers (service vehicles and fuel trucks).
  - d. It has operable headlamps and brake lights.
- 6. Vehicles operating on the movement area shall be equipped with operating amber rotating beacon or equivalent.
- 7. All aircraft refueling vehicles and any other vehicle 8-foot or more in width shall be equipped with a flashing amber beacon and is activated at all times when operating on the airside.
- 1.7.3. **Vehicular Accidents.** Operators of vehicles involved in an accident on the airport that results in injury to a person or damage to an aircraft, airport property, or another vehicle shall—
  - 1. Immediately stop and remain at the scene of the accident.
  - 2. Render reasonable assistance, if capable, to any person injured in the accident.
  - 3. Report the accident immediately to the Waukegan National Airport before leaving the scene, if possible.
  - 4. Provide and surrender the following to any responding Waukegan National Airport personnel: name and address, airport identification card, state driver's license, and any information such personnel need to complete a motor vehicle accident report.

### Section 2. Driving on the Non-Movement Areas

- 2.1. Non-movement areas include taxiways, aprons, and other areas **not** under control of the ATCT. Anyone authorized to operate a motorized vehicle on the airside may do so on the non-movement areas without being in positive radio contact with the ATCT. These areas include— (*See Diagram Page 15*)
  - 2.1.1. Service roads
  - 2.1.2. Cargo aprons
  - 2.1.3. General aviation apron
  - 2.1.4. Air carrier apron(s)
- 2.2. **Driving.** Operating within the ramp areas requires the vehicle driver to exercise extreme caution as aircraft are always moving, aircraft passengers may be walking from an aircraft to the gate, and noise levels are high. Vehicle drivers should—
  - 2.2.1. Never drive between safety cones or across delineated passenger walkways.
  - 2.2.2. Watch cockpit blind spots—pilots typically cannot see behind or below the aircraft.
  - 2.2.3. Avoid jet blast or prop wash, which can blow debris or overturn vehicles.
  - 2.2.4. Be aware and avoid moving propellers that can cause damage, injury, or death.
  - 2.2.5. Be aware of other vehicle movements—you may not hear them approaching due to aircraft engine noise.
  - 2.2.6. Yield to aircraft, passengers, and emergency vehicles, which ALWAYS have the right-of-way on any portion of the airport.





## WAUKEGAN NATIONAL AIRPORT

### GROUND VEHICLE OPERATIONS TRAINING MANUAL (GVOTM)

---

When traveling on the apron, always use designated vehicle service roads. Driving close to buildings, around vehicles, or aircraft is prohibited. This policy helps to establish a predictable order to vehicle movements in congested areas and helps to ensure their visibility to aircraft and other vehicles.

Parked aircraft may still have their engines running, so be aware of the hazards of jet blast or prop wash, which may overturn vehicles. Before an aircraft engine is started, the aircraft's red flashing beacons must be on. In some instances, propellers and engine spinners are marked to indicate when the engine is operating. A pilot's ability to maneuver quickly on the ground is limited. Propellers and jet engines can cause significant damage and injury to personnel. In addition, cockpit visibility prohibits the pilot from seeing under the nose or behind the aircraft and limits the pilot's ability to avoid ground vehicles.

**2.3. Nighttime and Poor Weather Driving Conditions.** Poor weather conditions (snow, fog, rain, etc.) might obscure visual cues, roadway markings, and airport signs. Vehicle operators should remain vigilant of their surroundings and operating boundaries. Watch out for snow removal equipment and aircraft operating in the vicinity under low-visibility conditions. There are additional risks present under these conditions.

### Section 3. Driving on the Movement Areas

Drivers who are authorized to drive on the movement area require more training and vigilance since there are dangers associated with this area that are not present on non-movement areas. In addition to the principals for driving on the non-movement area, drivers who have access to the movement area must be cognizant of the meaning of airfield signs, markings, and lighting configurations. Additionally, they must be able to communicate with air traffic control (ATC) and be able to follow ATC directions.

**3.1. ATCT Control.** Movement areas are defined as the runways, taxiways, and other areas of the airport that are used for taxiing, hover taxiing, air taxiing, and takeoff and landing of aircraft, exclusive of loading ramps and aircraft parking areas. Movement areas are considered "positive control," meaning that all vehicle operators will need permission from ATC before entering the area. (*See Diagram Page 15*)

**3.2. Authorized Vehicles.** Only those vehicles necessary for airport operations may enter a movement area. Therefore, fuel trucks, maintenance vehicles, tugs, catering trucks, and other nonessential vehicles should not be permitted to enter these areas. Exceptions may include Waukegan National Airport-authorized vehicles with appropriately trained personnel. Airport Operations/Maintenance shall coordinate all other vehicle operations within the movement areas.

#### **3.3. Taxiways.**

**3.3.1. Designations.** Aircraft use taxiways to move to and from the aprons and the runways.

Taxiways are designated by letters or by a letter/number combination such as A, B, C, or B3.

(*See Airport Diagram page 16*)

**3.3.2. Lighting.** Taxiways are lighted with **blue** edge lighting and/or reflectors.

**3.3.3. Signs.** The signs used on taxiways are direction, destination, location, and taxiway ending marker signs.

**Direction and Designation Signs** have **black lettering** and a **directional arrow** or **arrows** on a **yellow background**. The arrow indicates the direction to that taxiway, runway, or destination.

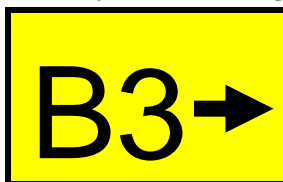


## WAUKEGAN NATIONAL AIRPORT

### GROUND VEHICLE OPERATIONS TRAINING MANUAL (GVOTM)

---

Taxiway Directional Sign



**Location Signs** have yellow lettering on a black background. The location sign below indicates that the operator of the vehicle/equipment is located on the named taxiway or runway.

Taxiway Location Sign



- 3.3.4. **Markings.** Pavement markings on taxiways are always **yellow**. The taxiway centerline is painted on all taxiways. On the edges of some taxiways, there is a solid, double yellow line or double-dashed line. If pavements are usable on both sides of the line, the lines will be dashed; if not, the lines will be solid.

**Runway Holding Position Markings** are located across each taxiway that leads directly onto a runway. These markings are made up of **two solid lines** and **two broken yellow lines** and denote runway holding position markings. These markings are always co-located with a Runway Holding Position Sign. A vehicle operator must not cross from the solid-line side of the marking without first obtaining clearance.



Runway Holding Position Marking

**Non-Movement Area Boundary Markings** consist of **two yellow lines** (one solid and one dashed). The solid line is located on the non-movement area side, while the dashed yellow line is located on the movement area side. A vehicle operator is not to cross from the solid-line side without first contacting the ATCT and obtaining a clearance to operate on the movement area.



Non-Movement Area Boundary Marking

### 3.4. Runways (*Runway 5/23 and Runway 14/32*).

- 3.4.1. **Designations.** Runways are areas where aircraft land and take off. Runways are always designated by a number such as 5 or 23. The number indicates the compass heading of the runway. An aircraft taking off on runway 5 is headed 50 degrees. Runways at UGN include RWY 5/23 & RWY 14/32.
- 3.4.2. **Lighting.** Runways are lighted with a variety of colored lights.



## WAUKEGAN NATIONAL AIRPORT

### GROUND VEHICLE OPERATIONS TRAINING MANUAL (GVOTM)

---

**Runway Edge-lights** are white. If the runway has an instrument approach, the last 2,000 feet of the runway will be yellow in color.

**Runway End/Threshold Lights** are split lenses that are red/green.

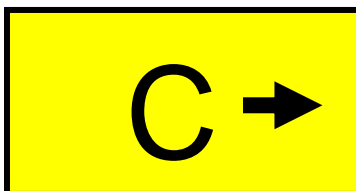
#### 3.4.3. Signs.

**Mandatory Holding Position Signs for Runways** have white numbering/lettering on a red background with a white border. These are located at each entrance to a runway and at the edge of the runway safety area/obstacle-free zone and are co-located with runway holding position markings. **Do not proceed beyond these signs until clearance is given by the ATCT to enter onto the runway.**



Runway Hold Sign

**Runway Exit Sign** is a destination sign located prior to the runway/taxiway intersection on the side and in the direction of the runway where the aircraft is expected to exit. This sign has black lettering and a directional arrow on a yellow background.



Runway Exit Sign

#### 3.4.4. Markings.

**Pavement markings on a runway are white.** Runway Threshold Markings and Runway Threshold Bars, Runway Aiming Point Markings, Runway Designation Markings, Runway Touchdown Zone Markings, Runway Centerline Markings, Runway Side Stripes, and Displaced Threshold Markings are white. The only nonwhite lines on a runway are yellow lead-in/-off lines that extend from the runway centerline and hold lines for a specific operation known as land and hold short.

## Section 4. Communications

**4.1.** Any vehicle driving on the **movement areas (runways and taxiways)** must be in contact with the ATCT or capable of monitoring and transmitting on the CTAF. Vehicle operators must always monitor the appropriate radio frequency when in the movement areas on controlled airports. Permission must be requested and clearance given prior to driving on a movement area. A vehicle that is equipped with a radio may escort vehicles without radios. When a movement area is closed for construction, vehicles may traverse that area without ATCT contact but must be escorted if their travels require them to cross an active movement area.

**4.2.** The ATCT controller may use separate or common radio frequency to control all ground traffic (121.65), vehicle and aircraft, on the movement areas. The frequency is only to be used to get clearance onto and off the movement areas. When the ATCT is closed, the CTAF should be used (120.05) to announce a driver's intentions



## WAUKEGAN NATIONAL AIRPORT

### GROUND VEHICLE OPERATIONS TRAINING MANUAL (GVOTM)

when operating within the movement area. Radio frequencies at UGN are: **121.65** GROUND, **120.05** TOWER, **132.40** ATIS, **123.00** UNICOM, **120.55** CHICAGO APPROACH, **131.85** LANDMARK (FBO)

**4.3. Phraseology.** Vehicle operators must contact the ATCT ground controller each and every time they proceed onto or leave the movement area. When proceeding onto a movement area, vehicle operators must tell the controller three things: **WHO you are, WHERE you are, and WHAT your intentions are.** Vehicle operators must always acknowledge all communications so ground control and other persons know that the message was received. **Vehicle operators must always give aircraft and ground control transmissions priority unless an emergency exists.** Some typical transmissions are as follows:

- Waukegan ground control, this is Airport 1 at Charlie 1. Request permission on all taxiways for a pavement inspection.”
- Waukegan ground control, this is Airport 1 at Taxiway Alpha. Request clearance south on runway 23 for a light inspection.”

Reply transmissions may be brief, such as—

- ATCT: “Airport 1, hold short of runway 23.”
- Driver: “Airport 1 holding short of runway 23.”
- ATCT: “Airport 1 cleared south on runway 23.”  
“Please expedite, landing aircraft on a 10 mile final for runway 23.”
- Driver: “Airport 1 cleared south on runway 23, will expedite.”
- Driver: “Ground control, Airport 1 is clear of runway 23.

**NOTE:** If you are unsure what the controller has said, or if you don’t understand an instruction, you should ask the controller to repeat it. Good communications only occur when each party knows and understands what the other is saying.

Vehicle operators shall **read-back** all runway crossing clearance and make a visual check in both directions prior to crossing any runway.

#### 4.4. Common Use Phrases.

What Is Said:	What It Means:
Acknowledge	Let me know you have received and understand this message.
Advise Intentions	Let me know what you plan to do.
Affirmative	Yes.
Correction	An error has been made in the transmission, and the correct version follows.
Go Ahead	Proceed with your message only.
Hold/Hold Short	Phrase used during ground operations to keep a vehicle or aircraft within a specified area or at a specified point while awaiting further clearance from air traffic control.
How do you hear me?	Question relating to the quality of the transmission or to determine how well the transmission is being received.



## WAUKEGAN NATIONAL AIRPORT

### GROUND VEHICLE OPERATIONS TRAINING MANUAL (GVOTM)

---

Immediately or without delay	Phrase used by ATC when such action compliance is required to avoid an imminent situation.
Negative	"No" or "permission not granted" or "that is not correct."
Out	The radio conversation is ended, and no response is expected.
Over	My radio transmission is ended, and I expect a response.
Read Back	Repeat my message to me.
Roger	I have received all of your last transmission.
Stand By	Means the controller or pilot must pause for a few seconds, usually to attend to other duties of a higher priority. Also means to wait as in "stand by for clearance." The caller should reestablish contact if a delay is lengthy.
Unable	Indicates inability to comply with a specific instruction, request, or clearance.
Verify	Request confirmation of information.
Wilco	I have received your message, understand it, and will comply with it.

**4.5. Phonetic Aviation Alphabet.** Because some letters have similar sounds, like B and P, the international aviation industry uses the following words to reduce confusion. For example; Taxiway B would be referred to as Taxiway Bravo on the radio.

<b>A</b>	ALFA	<b>H</b>	HOTEL
<b>B</b>	BRAVO	<b>I</b>	INDIA
<b>C</b>	CHARLIE	<b>J</b>	JULIET
<b>D</b>	DELTA	<b>K</b>	KILO
<b>E</b>	ECHO	<b>L</b>	LIMA
<b>F</b>	FOX-TROT	<b>M</b>	MIKE
<b>G</b>	GOLF	<b>N</b>	NOVEMBER
<b>O</b>	OSCAR	<b>U</b>	UNIFORM
<b>P</b>	PAPA	<b>V</b>	VICTOR
<b>Q</b>	QUEBEC	<b>W</b>	WHISKEY
<b>R</b>	ROMEO	<b>X</b>	X-RAY



## WAUKEGAN NATIONAL AIRPORT

### GROUND VEHICLE OPERATIONS TRAINING MANUAL (GVOTM)

---

S	SIERRA	Y	YANKEE
T	TANGO	Z	ZULU

**4.6. ATCT Light Gun Signals.** Air traffic controllers have a backup system for communicating with aircraft or ground vehicles if their radios stop working. The controller has a light gun in the tower that can send out different colored lights to tell the pilot or driver what to do. If a vehicle operator experiences a radio failure on a runway or taxiway, the operator should vacate the runway as quickly and safely as possible and contact the ATCT by other means, such as a cellular telephone, and advise the ATCT of the situation. If this is not practical, then the driver, after vacating the runway, should turn the vehicle toward the tower and start flashing the vehicle headlights and wait for the controller to signal with the light gun.

Light gun signals, and their meaning, are as follows:

Steady Green	OK to cross runway or taxiway.
Steady Red	STOP!
Flashing Red	Move off the runway or taxiway.
Flashing White	Go back to where you started.
Alternating Red and Green	Use extreme caution.

**4.7. Safety.** The FAA defines runway incursion as “**Any occurrence at an airport involving an aircraft, vehicle, person, or object on the ground that creates a collision hazard or results in loss of separation with an aircraft taking off or intending to take off, landing, or intending to land.**”

Runway incursions are primarily caused by error in one or more of the following areas:

- Pilot/ground vehicle/controller communications
- Airport familiarity
- Loss of situational awareness

An example of an incursion is a vehicle at an airport with an operating ATCT straying onto a runway in front of an aircraft causing the pilot to take an action to avoid a collision.

When driving on the airfield, vehicle operators need to always be aware of their location and the meaning of all pavement markings, lights, and signs. When on the aprons and taxiways, stay away and steer clear of aircraft.

**Aircraft always have the right-of-way.**

**NOTE: Any individual involved in a runway incursion should receive remedial airfield driver’s training given by the Waukegan National Airport.**

## Section 5. Emergency Response / Mutual Aid

**5.1** During any airport emergency ground vehicles shall yield the right-of way to all Aircraft Rescue and Fire Fighting (ARFF) Vehicles as well as any Mutual Aid Emergency vehicles.

**5.2 Staging Areas** for Mutual Aid Emergency vehicles is located at Security Access Gate #1 adjacent to the Airport Operations Office (AOO). Mutual Aid Vehicles shall remain in this area until escorted by Airport Operations personnel.



## WAUKEGAN NATIONAL AIRPORT

### GROUND VEHICLE OPERATIONS TRAINING MANUAL (GVOTM)

---

#### Section 6. Snow Removal Operations

**6.1** During snow removal operations extreme caution is advised for all ground vehicle operators due to limited visibility of snow removal equipment. Snow plow operators must remain vigilant and aware of all aircraft and ground vehicle movement.

#### Section 7. Contractors

**7.1** All contractors working inside the AOA fence must receive GVOT prior to commencing work. The level of training required shall be based on the area or operations, type, and duration of work being performed.

**7.2** Advisory Circular 150/5370-2 (or current edition), *Operational Safety on Airports During Construction* shall be referenced and a copy provided to each contractor during the preconstruction meeting. A safety meeting shall be conducted weekly between the contractor, airport engineer and airport personnel as part of the project safety plan.

**7.3** Construction vehicles shall comply with Section 1.7.2 Vehicle Regulations.

#### Section 8. Airside Tenant's Responsibilities

**8.1** Airside tenants shall notify the RRAA prior to commencing any construction activities on AOA. A point of contact shall be designated to oversee the contractor's operations.

**8.2** Each airside tenant shall be responsible to ensure contractors, suppliers, or any other persons do not enter the AOA unless authorized and appropriately escorted.

**8.3** Airside tenants are responsible for escorting any and all vehicles onto the ramp areas. Escorting means a trained individual employed by the tenant shall remain with the vehicle as it enters the AOA, while it is positioned on the AOA, and when it leaves the AOA. Vehicles entering the AOA under escort are the responsibility of the airside tenant. This includes limos, fuel or delivery trucks, trash collectors, or other vehicles accessing the ramp/apron area as authorized by the airside tenant.

**8.4** Each Airside Tenants shall assign one individual as the **Designated Trainer** to provide training to other company employees as outlined in the GVOTM. This Designated Trainer shall receive annual recurrent training by the airport staff to ensure proper implementation of the GVOTM is being provided to all employees. It shall be the tenant's responsibility to ensure all employees have received initial and recurrent training. A copy of the GVOTM training record for individual training shall remain on file with each airside tenant and a copy shall be forwarded to the Airport Manager's office for the files.

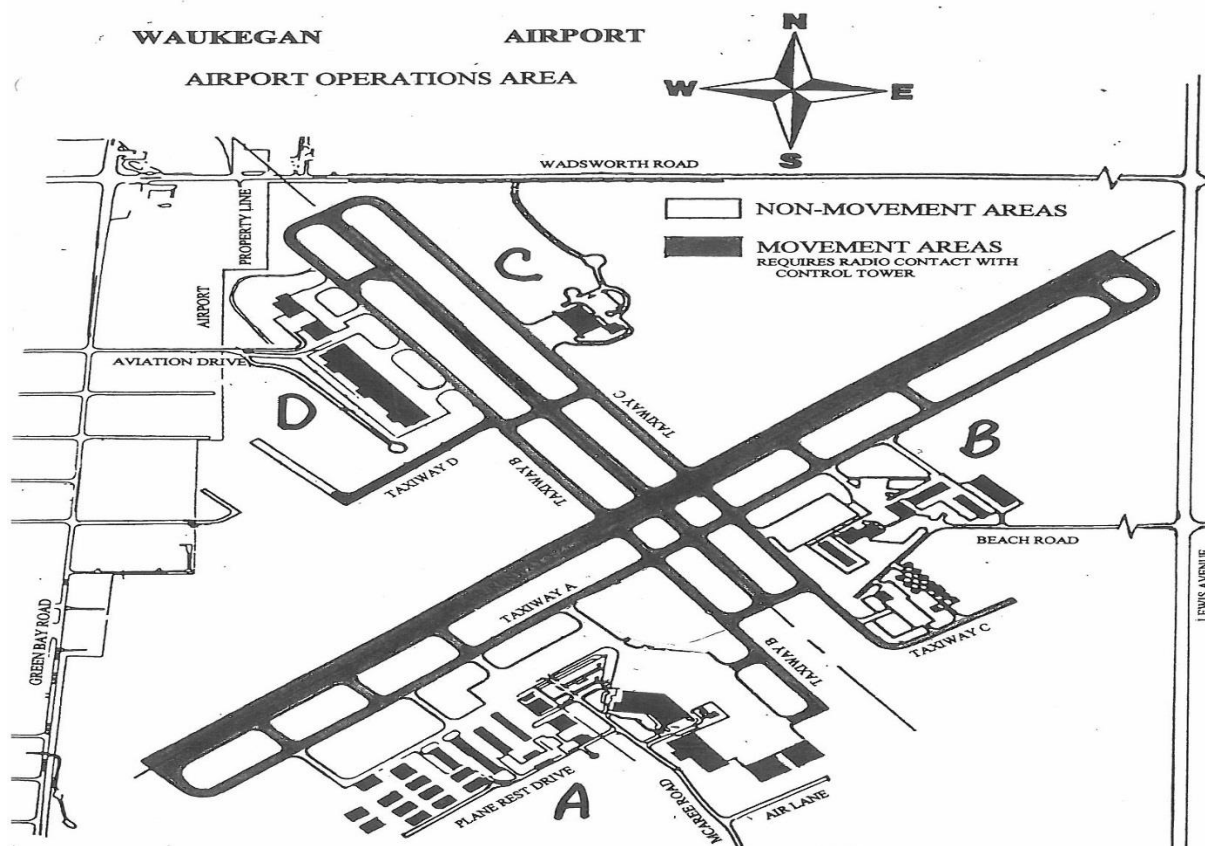
**8.5** Failure to provide training as outlined in the GVOTM shall result in the suspension of the Designated Trainer privileges.



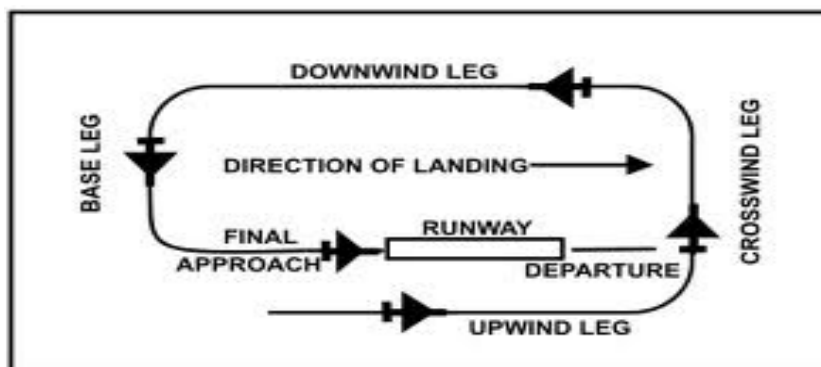


## WAUKEGAN NATIONAL AIRPORT

### GROUND VEHICLE OPERATIONS TRAINING MANUAL (GVOTM)



Operations Area UGN



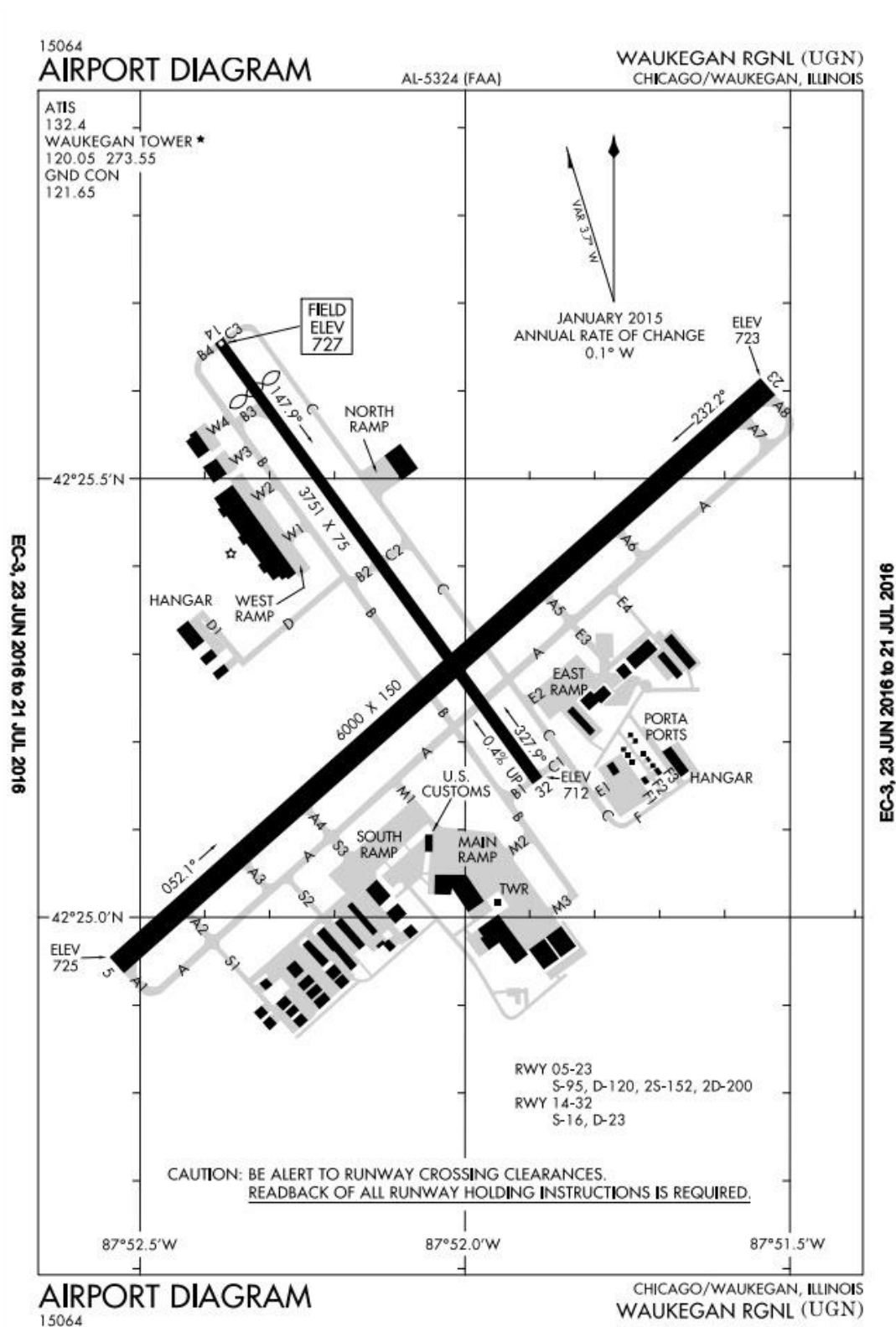
Traffic Pattern





## WAUKEGAN NATIONAL AIRPORT

### GROUND VEHICLE OPERATIONS TRAINING MANUAL (GVOTM)





## WAUKEGAN NATIONAL AIRPORT

### GROUND VEHICLE OPERATIONS TRAINING MANUAL (GVOTM)

---

#### GROUND VEHICLE OPERATING PROGRAM

#### TRAINING RECORD

Employee's Name: \_\_\_\_\_

Employee's Position: \_\_\_\_\_

Company Name: \_\_\_\_\_

Social Security Number: \_\_\_\_\_

Driver's License State and Number: \_\_\_\_\_

Driver's License Expiration Date: \_\_\_\_\_

I agree to abide by all rules and regulations prescribed for the operations of a vehicle within the airport operations area.

As of this time, I certify that I hold a current and valid driver's license. If for any reason my license becomes invalid, I will notify the (AIRPORT OPERATOR) immediately.

Sign your name and indicate today's date below:

\_\_\_\_\_  
(NAME)

\_\_\_\_\_  
(DATE)

---

#### PERMITTED VEHICLE OPERATING AREAS

##### **Location**

- ☐ General Aviation Ramps
- ☐ Air Carrier/Terminal Ramp
- ☐ General Aviation Hangars
- ☐ All Areas

*I certify that the above named individual has satisfactorily completed the Driver Training Program.*

Instructor's Signature: \_\_\_\_\_

Employer (Tenant/FBO): \_\_\_\_\_



## **WAUKEGAN NATIONAL AIRPORT**

### **GROUND VEHICLE OPERATIONS TRAINING MANUAL (GVOTM)**

---

#### **Waukegan National Airport Ground Vehicle Operations Exam**

**1.** A controller who says, “Go ahead” means:

- A.** Proceed as requested.
- B.** Continue straight ahead.
- C.** State your message.

**2.** Two solid yellow stripes followed by two broken yellow stripes is the marking for a runway hold line. A hold line means:

- A.** All aircraft must stop and be cleared before going onto the runway.
- B.** Everyone, including vehicles, must stop unless authorized to proceed onto to the runway.
- C.** That you are about to go next to some electronic signal equipment.

**3.** Runway markings are:

- A.** White
- B.** Yellow
- C.** Red

**4.** Taxiway markings are:

- A.** White
- B.** Yellow
- C.** Red

**5.** A “controlled” airport is one that has an Air Traffic Control Tower.

- A.** True
- B.** False

**6.** FOD is created by:

- A.** Bad weather
- B.** Airport manager
- C.** Trash and debris



## **WAUKEGAN NATIONAL AIRPORT**

### **GROUND VEHICLE OPERATIONS TRAINING MANUAL (GVOTM)**

---

**7.** When driving in the area immediately behind a large jet aircraft with its engines running, a driver should:

- A.** Not be concerned about danger from the jet blast because a typical car/van is too heavy to be affected.
- B.** Stop or stay well back, and do not proceed too closely behind the aircraft.
- C.** Cross the area of jet blast at a perpendicular angle to minimize the hazard.
- D.** None of the above.

**8.** If the air traffic controller signals you with a flashing red light, you should:

- A.** Stop
- B.** Move off the runway or taxiway
- C.** Ignore the signal as it is for aircraft only

**9.** The consequences of non-compliance apply to:

- A.** Airport employees
- B.** Tenants
- C.** Contractors
- D.** All of the above

**10.** As you are on your way to a construction site on the airfield, you are approaching a runway and have not received a specific instruction to cross the runway. What will you do?

- A.** Drive to the edge of the runway to see if it is clear of landing or departing aircraft, and then proceed.
- B.** Stop prior to crossing the holding position marking and contact ATC for clearance.
- C.** Use your cell phone to call someone at the construction site and ask if it is ok to cross the runway.
- D.** Nothing, since vehicle drivers are not required to obtain clearance to cross runways.

**11.** The ground frequency at Waukegan National Airport is:

- A.** 132.40
- B.** 121.65
- C.** 120.55
- D.** 131.85

**12.** If an air traffic controller directs you to do something that you believe is unsafe:



## **WAUKEGAN NATIONAL AIRPORT**

### **GROUND VEHICLE OPERATIONS TRAINING MANUAL (GVOTM)**

---

- A. You must comply or face disciplinary action.
  - B. You should comply and then call your supervisor as soon as possible.
  - C. You should ask the controller for clarification before complying with the instruction.
  - D. Flash your headlights and then proceed.
13. If your radio quits while you are on the runway, you should:
- A. Leave the runway area immediately
  - B. Turn your vehicle towards the tower and flash your lights
  - C. Assume responsibility for scanning for traffic until your work is completed.
  - D. Stop vehicle and walk to the nearest radio or telephone to contact to contact tower.
14. If you did not understand the controller, the correct phraseology to use is:
- A. "Repeat what you said"
  - B. "Request read back"
  - C. "Say again"
15. You are driving at a non-towered airport. An aircraft that has announced its position on the UNICOM frequency as 'downwind' is flying:
- A. Perpendicular to the runway after initial climb and turn.
  - B. Parallel to the runway in the direction opposite landing.
  - C. An approach to land with the wind instead of into the wind.
  - D. Any of the above.
16. Taxiway lights are what color?
- A. red
  - B. blue
  - C. red
  - D. yellow
17. At a controlled airport, before crossing a runway, you must:
- A. go to one end to cross
  - B. scan for traffic, then go
  - C. get controller's permission
  - D. monitor tower frequency
18. Waukegan National is a:
- A. Uncontrolled airport



## WAUKEGAN NATIONAL AIRPORT

### GROUND VEHICLE OPERATIONS TRAINING MANUAL (GVOTM)

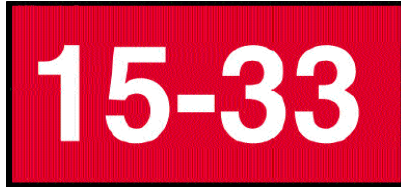
---

- B. Controlled airport
- C. Military controlled airport
- D. A and B, depending on the time of day
- E. A, B, and C

19. Possible consequences of non-compliance include:

- A. Recurrent training
- B. Revoking airport driving privileges
- C. Suspension from work
- D. All of the above

20. The red and white sign next to the taxiway is called a runway holding position sign. This sign indicates:



- A. Runway 15/33 is ahead. This sign is collocated with surface painted holding position markings and indicates that you must have clearance from ATC to proceed.
- B. That you should follow the sign to get to the parking apron.
- C. Nothing to me, it's only there for the pilot's use.

21. During ATC tower operating hours, you may cross or enter a taxiway without clearance from air traffic control.

- A. True
- B. False

22. This sign is located on a taxiway. What does it mean?



## WAUKEGAN NATIONAL AIRPORT

### GROUND VEHICLE OPERATIONS TRAINING MANUAL (GVOTM)

---




- A. You must have clearance from ATC to taxi past this sign.
- B. Taxiway Alpha is east of your location on the airport.
- C. It is a directional sign informing you that taxiway Alpha is the next right turn.
- D. None of the above.

23. Do you know this marking?



- A. This painted marking indicates the line between a movement area and a non-movement area on the airport.
- B. Stopping behind this marking will ensure wingtip clearance for aircraft on an intersecting taxiway.
- C. This marking indicates the edge of a path for vehicle traffic on areas also intended for aircraft.
- D. This enhanced taxiway marking indicates that you are approaching the holding position marking.

24. Do you know this marking?



- A. This marking indicates where an aircraft is to hold before entering a runway.
- B. This painted marking indicates the line between a movement area and a non-movement area on the airport.
- C. This marking indicates the edge of a path for vehicle traffic on areas also intended for aircraft.
- D. This enhanced taxiway marking indicates that you are approaching the holding position marking.

25. On a runway you see this sign. What does it mean?



## **WAUKEGAN NATIONAL AIRPORT**

### **GROUND VEHICLE OPERATIONS TRAINING MANUAL (GVOTM)**

---



- A. You are approaching runway 22.
- B. You are on runway 22.
- C. It is an informational sign only.
- D. There are 2,200 feet remaining to the end of the runway.

**26.** A Runway Incursion is defined as any occurrence at an aerodrome involving the incorrect presence of an aircraft, vehicle or person on the protected area of a surface designated for the landing and takeoff of aircraft.

- A. True
- B. False

**27.** Unless contrary instructions have been received from air traffic control, a vehicle should always yield to an aircraft.

- A. True
- B. False

**28.** At night what color lights mark runways?

- A. White
- B. Blue
- C. Red
- D. Yellow